


MS 960



POLY-MAR

PRODUCT DESCRIPTION

Adhesive for glass windows, based on **MS Polymer**.

PRODUCT CHARACTERISTICS

- High viscosity and high initial grip.
- Almost no shrinkage.
- Permanently elastic at a temperature ranging from -40°C to +120°C.
- To be used in combination with the darkening primer "G / GX" on uncoated glasses.
- Very good resistance to UV rays.
- Open time suitable for high dimensioned glass windows.

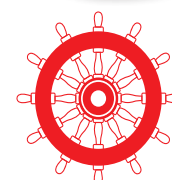
TYPICAL APPLICATIONS (professional use)

- For sealing of glasses.
- For sealing plexiglas (previous technical testing is always recommended).

TECHNICAL DATA

Polymers and the curing system:	MS Polymer, alcoxy
Consistency:	Paste
Application temperature:	+5°C to +35°C
Specific weight:	1,5 kg/dm ³
Shore A hardness:	60
Modulus 100% (DIN 53504):	2,3 MPa (DIN 53504)
Breaking load (DIN 53504):	3,0 MPa (DIN 53504)
Elongation at break:	300%
Tear strength (ASTM D 624-73):	18 N/mm (ASTM D 624-73)
Skin formation time (20°C @ 50% RH):	approx. 35 min.
Curing speed (20°C @ 50% RH):	3 mm after 24 hrs.

The values in this table must not be considered as specifications.

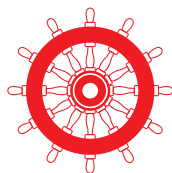


**MED
CERTIFIED**



MS 960

APPROVALS



NB 0575

MS 960 has been certified in accordance with Module-B of Dir.96/98/EC and amended as:

“Surface materials and floor coverings with low flame-spread characteristics”:

Decorative veneers, floor coverings and adhesives used in the construction of “A”, “B” & “C” class divisions

MED: A.1/3.18 (a) (c) (e)

Certificate n°0987 MED B/620 REV.1

MS 960 has been certified in accordance with Module-D of Dir.2014/90/EU e Reg.(EU) 2022/1157, NO.MEDD000003U by DNV.

Issued 13-09-2023 e valid until 03-07-2028.

METHOD OF USE

Surface preparation: **MS 960** can be primerless applied onto ceramic coated glass, painted metals and onto cleaned and degreased unpainted metals.

For a perfect cleaning of the bonding surfaces, see the following specific instructions:

- **Ceramic coated glass, coated metal sheet and aluminium:** it is necessary a preliminary cleaning with **E-CLEANER**.
- In case of special temperture range, humidity and working load conditions, it is recommended a cleaning treatment with **Primer WP** or **Primer 13**, using a proper buffer.
- **Ceramic coated/screen-printed glass:** it is required a preliminary cleaning with **E-CLEANER**.
- **Glass without ceramic coating:** it is necessary a preliminary treatment with **PRIMER G** or **GX**, at least 30 minutes before the sealant application, using a suitable felt pad.
- **GRP:** it is necessary a cleaning treatment with **ST/121**. If required, apply a preliminary medium-fine sanding.

In case of windscreen replacement, completely remove the old adhesive before continuing the above explained surface preparation.

If necessary, it is possible to trim back the remaining adhesive leaving a 1 mm. max. thick layer, without any further cleaning/treatment of the cut surface.

Sealant application: apply a bead of sealant either to the glass or to the aperture, then place the windscreen in its exact position within 10 - 15 minutes.

In case **MS 960** is applied as joint filler, remove the exceeding product by spatula, spray the surface with plenty of **Z.TEX CLEANER** or soapy water and then smooth the sealant.

Notes: when using the product in cartridge, the **L/6** pneumatic gun with telescopic piston or the **L/Power** electrical gun are recommended.

Application of the product may be difficult with the use of manual or traditional guns.

Paintability: it should be kept in mind that any overpainting can modify the surface elastic properties of the sealant and its ability to flex with movement and may compromise the functionality of the joint.

The compatibility of the sealant with the paint must first be verified by testing.

Aesthetically pleasing results can generally be achieved by applying the paint after the sealant has hardened completely.

Solvent wiping: traces of **MS 960** can be cleaned using **Solvente ST 512**.

Cured product can be removed mechanically.

SAFETY AND HEALTH

See Safety Data Sheet.



MS 960

STORAGE STABILITY

290 ml. cartridge 12 months from the date of manufacture.

600 ml bag. 12 months from the date of manufacture.

25 kg drum 9 months from the date of manufacture.

Store the sealed product in the original packaging, in a dry place at a temperature between +5°C and +25°C.

The product may become more viscose during storage.

PACKAGING

Code	Colour	Packaging	Unit
1020020	Black	290 ml cartridge	24
1020021	Black	600 ml bag	12

Other sizes available on request.

LIMITATIONS

- Applications in water continuous immersion have to be double checked with Fratelli Zucchini S.p.A. Technical Area.
- Not suitable for joints in swimming pools and adjacent areas that are in continuous contact with pool water.
- It must not be used for items that come in contact with food, or with materials that ooze oily substances or plasticizers.
- Furthermore, it must not be applied in completely enclosed spaces, with no exposure to atmospheric humidity.
- Do not use in extreme temperature conditions, or on damp, frozen, contaminated surfaces.
- Do not use on excessively acidic or basic substrates. Not to be used in contact with natural copper.
- Not to be used in direct contact with teak oil or similar.

